

SURFACE ANALYSIS

WEGO 威高

Wego Medical Europe Limited

Registered Office:
Third Floor
24 Chiswell Street
London EC1Y 4YX
UK

Tel: 01702 328398
Email: info@wegomed.com
Website: www.wegomed.com

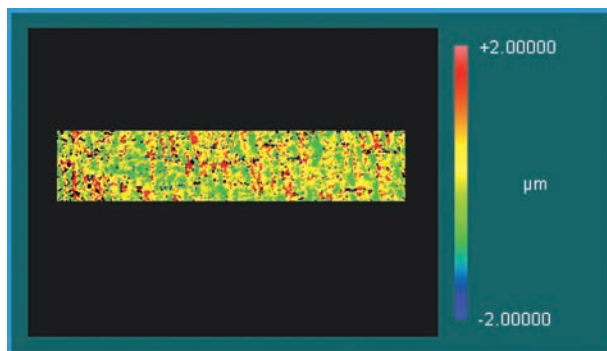
Registered in England Number: 5878396



COMPARISON OF ROUGHNESS OF THE CATHETER SURFACE WITH INTERFEROMETRY

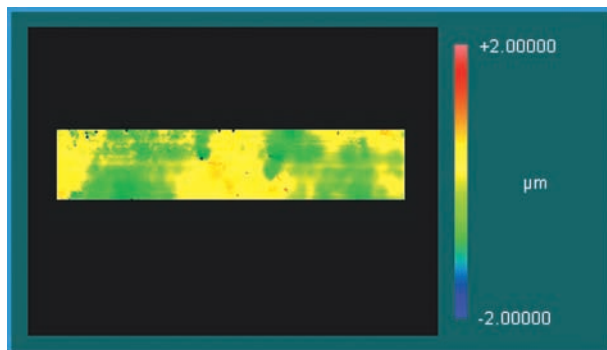
SILICONE-COATED

A pattern of ridges (yellow) and spiky protrusions (red) demonstrates the roughness that causes physical damages to the urothelium.

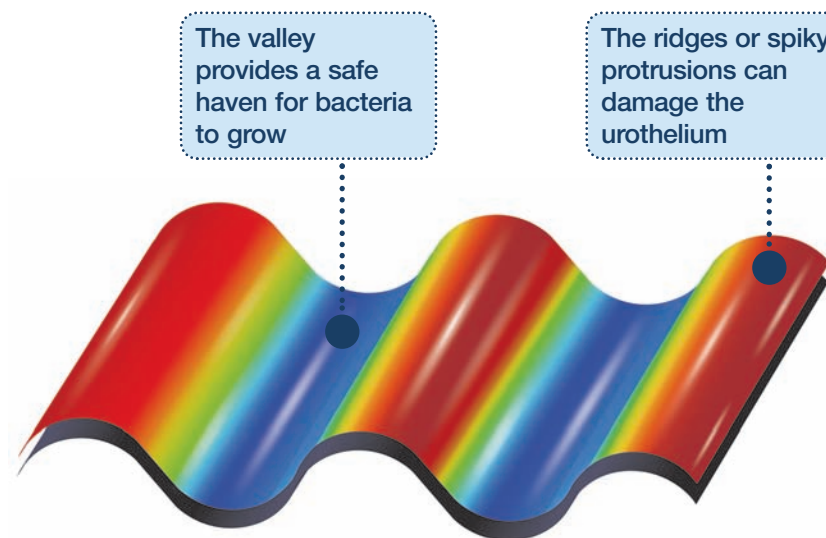


ALL-SILICONE

The surface is much smoother without spikes and ridges



IMPLICATIONS OF THE ROUGH SURFACE OF A SILICONE-COATED CATHETER



If Foley catheter is your method of choice then,
USE ALL-SILICONE CATHETER
Silicone coating does not cover roughness!
The more you use, the more the cost will go down!